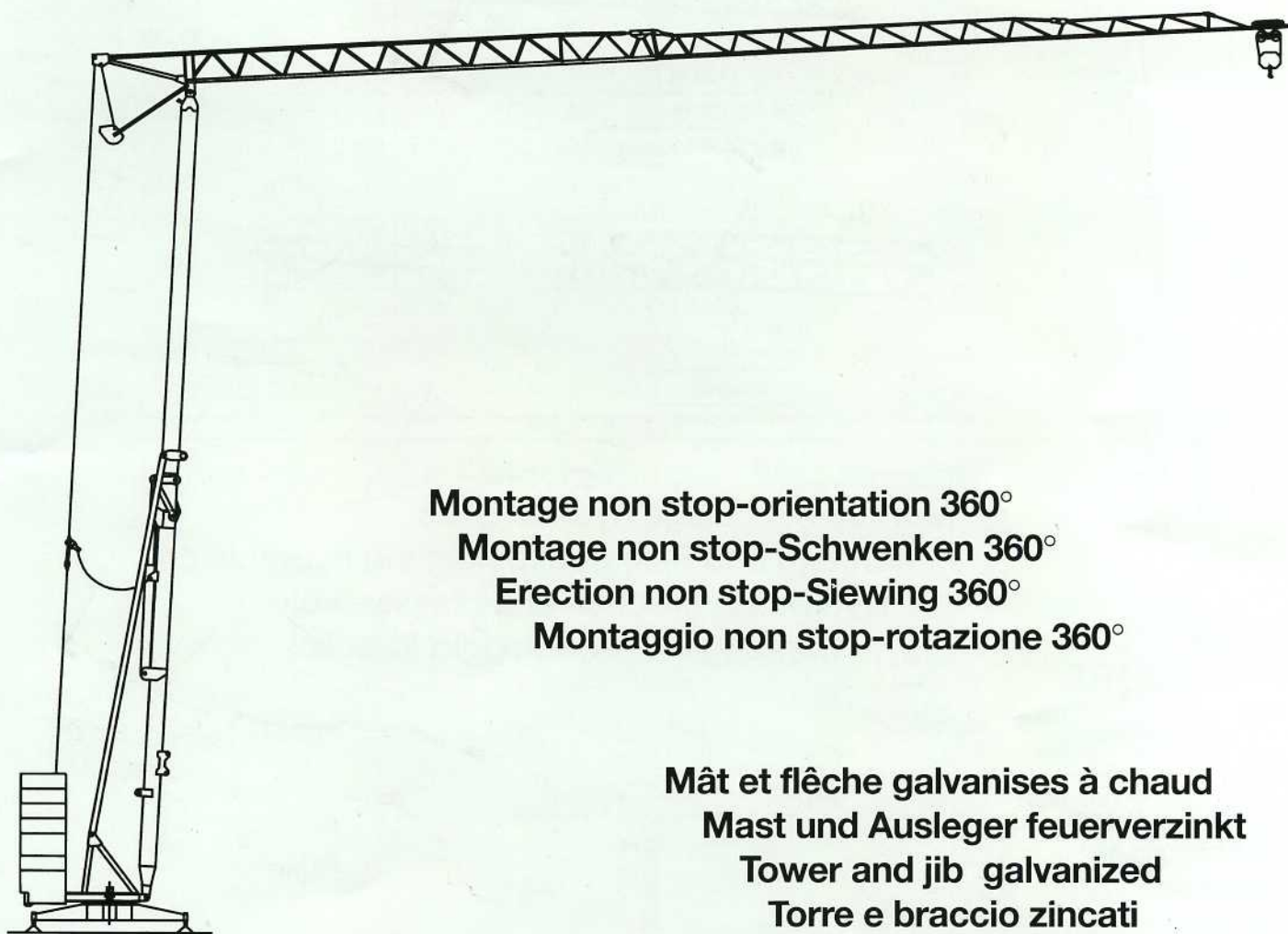




# edilgru

International s.r.l.



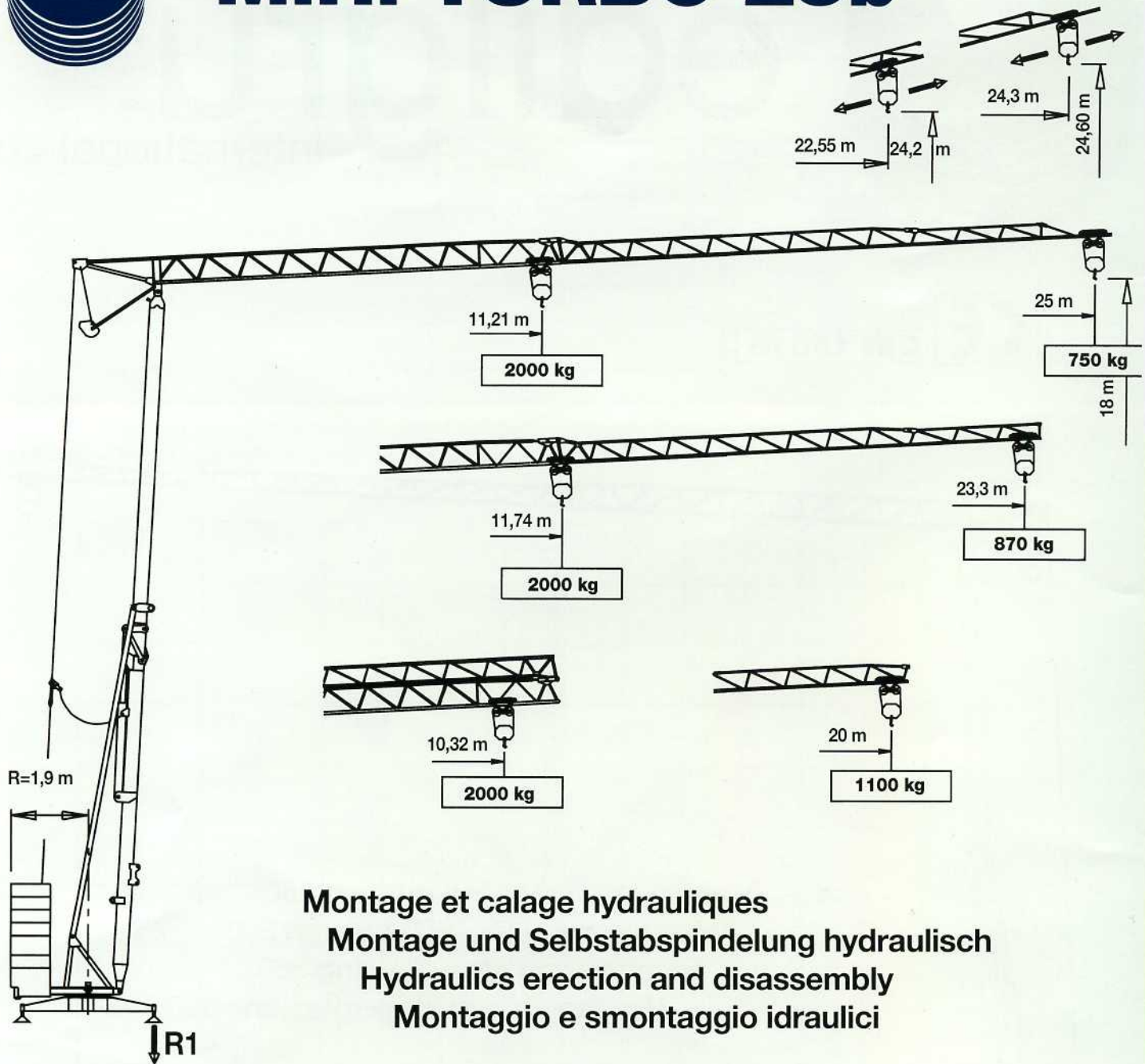
**Montage non stop-orientation 360°**  
**Montage non stop-Schwenken 360°**  
**Erection non stop-Siewing 360°**  
**Montaggio non stop-rotazione 360°**

**Mât et flèche galvanisés à chaud**  
**Mast und Ausleger feuerverzinkt**  
**Tower and jib galvanized**  
**Torre e braccio zincati**

## **M.H. TURBO 25b**

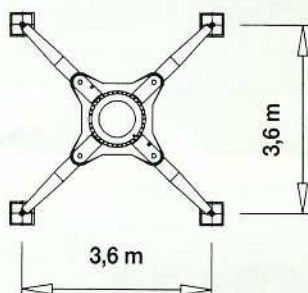


# M.H. TURBO 25b



**Montage et calage hydrauliques**  
**Montage und Selbstabspindelung hydraulisch**  
**Hydraulics erection and disassembly**  
**Montaggio e smontaggio idraulici**

Version sur vérin  
Ausführung Abstützspindeln  
Jacks version  
Versione su stabilizzatori



# Réactions - Eckdrücke - Reactions - Reazioni

<b>R1</b>	<input type="radio"/> 12900 da N	<input checked="" type="checkbox"/> 8100 da N
-----------	----------------------------------	---

En service  
 Hors service

Im Betrieb  
 Ausser Betrieb

In service  
 Out of service

In servizio  
 Fuori servizio

Poids de construction sans essieux - Konstruktionsgewicht ohne transportachse  
Dead weight without transport axles - Peso della gru senza assali

Kg 8150

Poids du lest - Ballastgewicht - Ballast weight - Peso zavorra rotante

Kg 13600

## Courbes de charges - Lastkurven - Load curves - Curve di carico

25 m		11,21	16	18	20	22	24	25	m
		2000	1295	1120	986	880	790	750	Kg

23,3 m		→	11,74	16	18	20	22	23,3	m
		→	2000	1400	1220	1070	940	870	Kg

20 m		→	→	12,2	16	18	20	m
		→	→	2000	1440	1250	1100	Kg

Flèche relevée - Ausleger in Steilstellung  
Luffing jib - Braccio impennato

750 Kg cost.

## Mécanismes - Antriebe - Mechanisms - Meccanismi

		m/min.	Kg	CV-PS hp	Kw	
Levage - Heben - Hoisting Sollevamento			4,5	2000	2,5	1,84
			18,5	2000	10	7,36
			36	1000	10	7,36
Distribution - Katzfahren Trolleyng - Carrello		30		2	1,47	
Orientation - Schwenken Slewing - Rotazione		0,2 / 0,95 tr/min - U/min rpm - g/min		2,5 da N m Kgm		

Puissance électrique nécessaire  
Anschlusswert  
Necessary electric power  
Potenza elettrica necessaria

380 V  
50 Hz

Réseau - Netzstrom  
Mains supply - Potenza

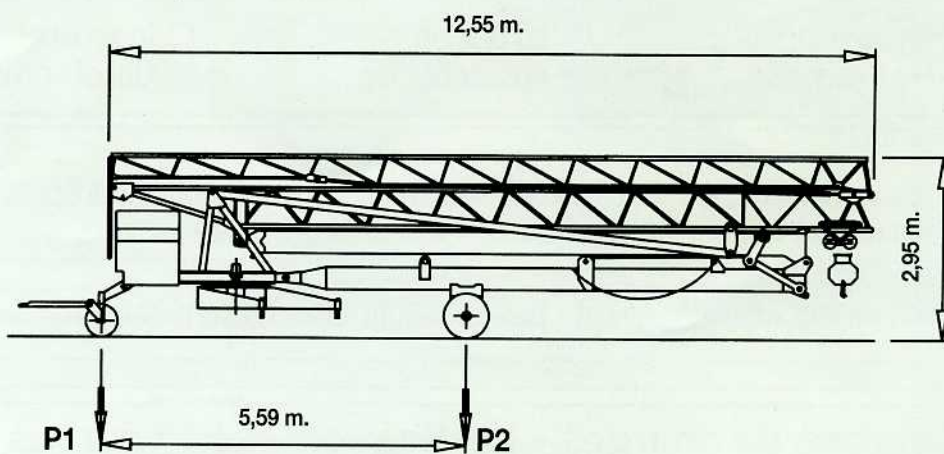
15 Kw

Groupe électrogène  
Stromaggregat  
Generator set  
Gruppo elettrogeno

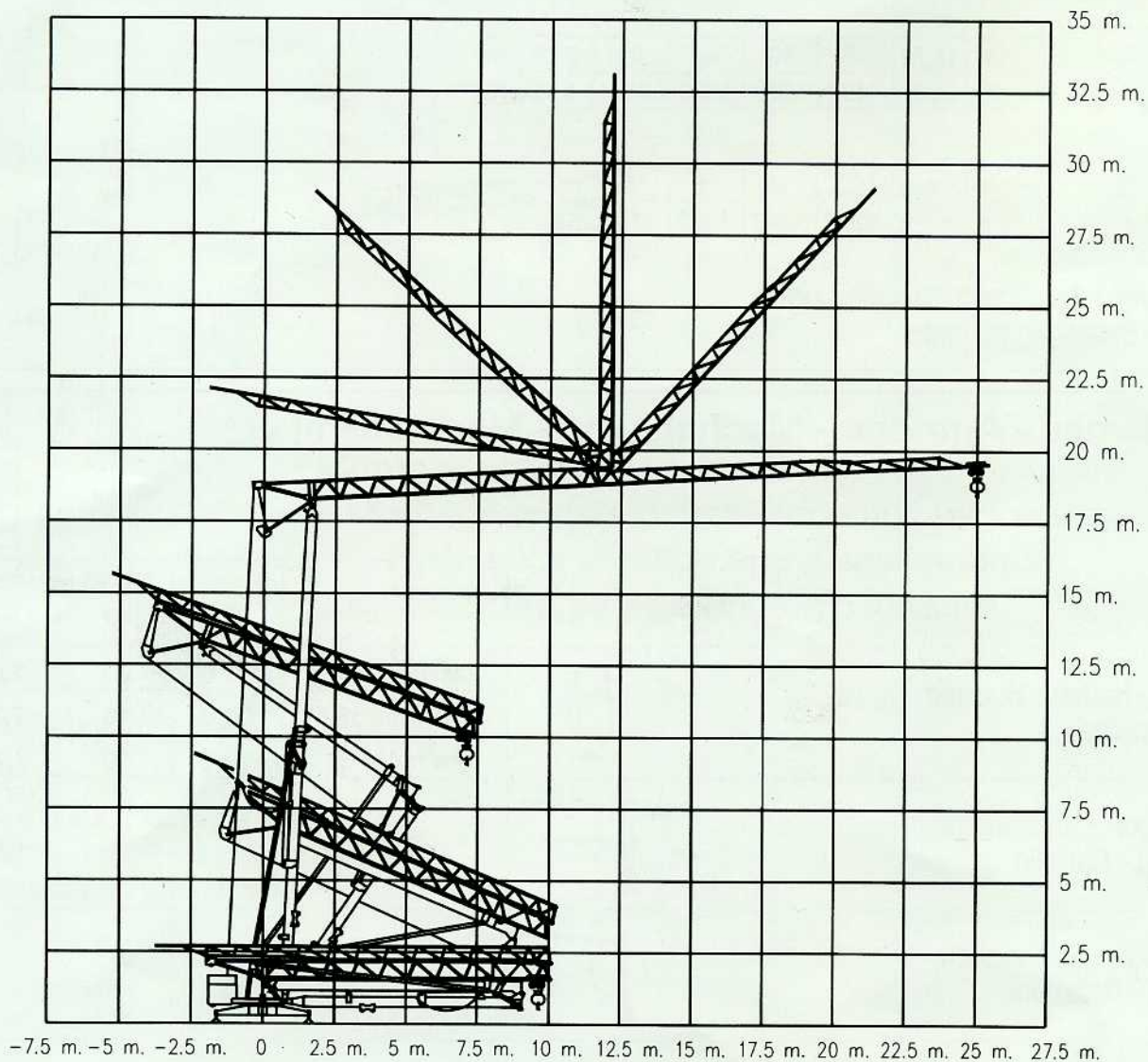
Nous consulter  
Auf anfrage  
Consult us.  
Consultarci

Mode de transport - Transportart - Kind of transport - Soluzione di traino

	A	B
P 1 - Kg	6410	3750
P 2 - Kg	8290	7970
P Tot - Kg	14700	11540



Montage - Montage - Erection - Montaggio



Sede legale: Via Genala, 48 - Stabilimento: Via Muzio da Soresina

26015 Soresina (CR) - ITALY

Tel. 0039-0374-344391 (2 linee ISDN ric. automatica)

Fax 0039-0374-341541 (2 fax collegati 24 ore su 24)

www.edilgru.com

e-mail: info@edilgru.com