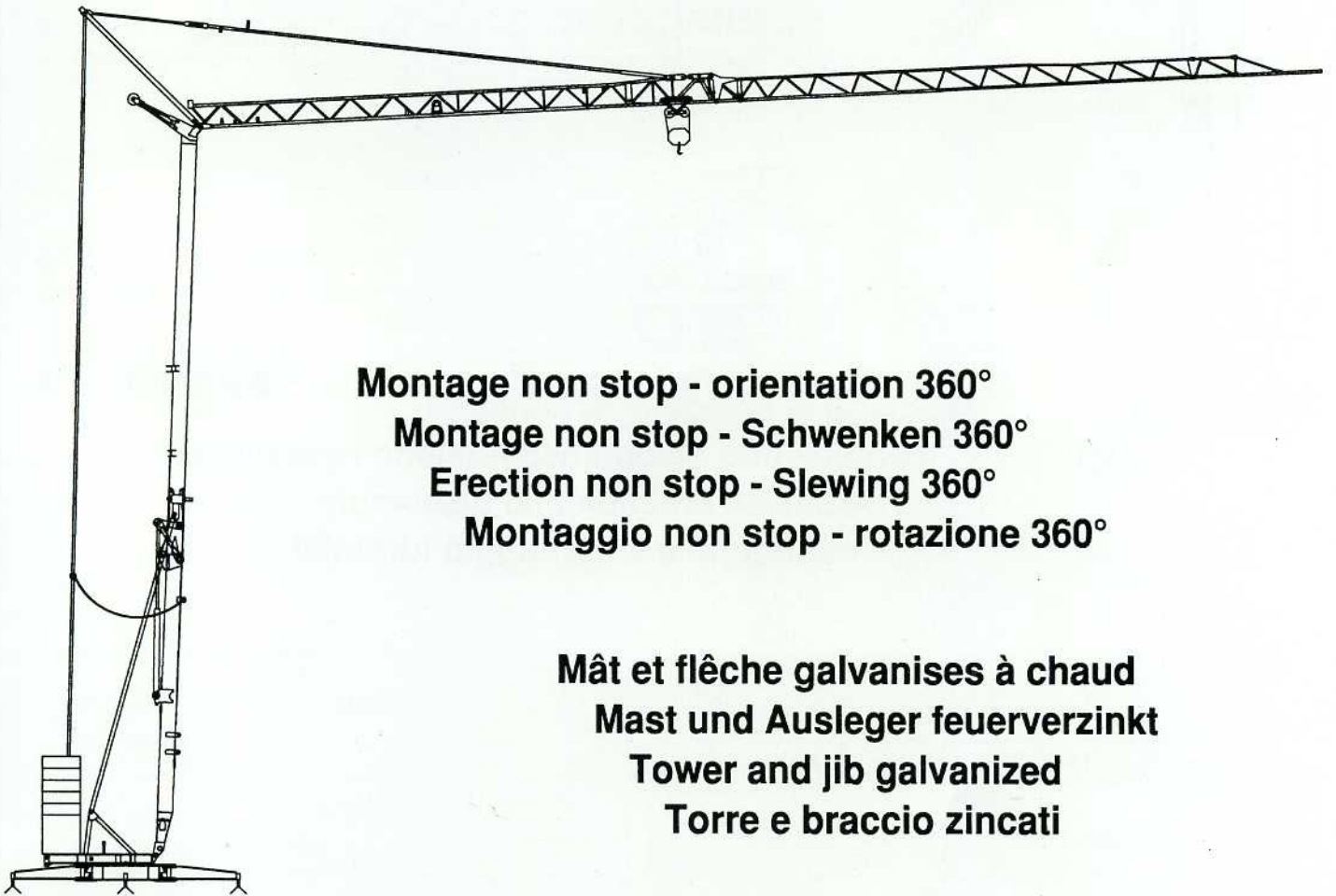





edilgru

International s.r.l.



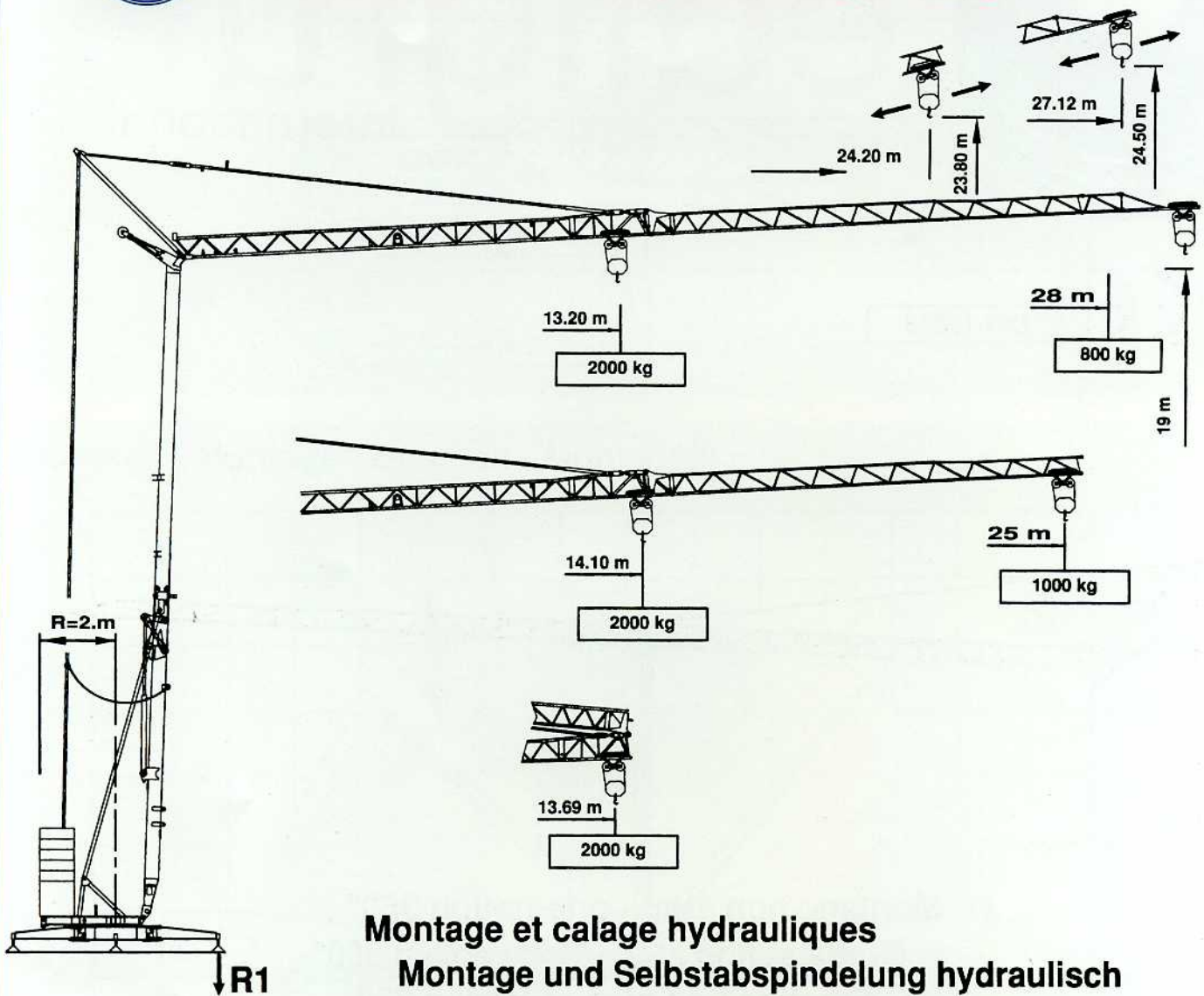
Montage non stop - orientation 360°
Montage non stop - Schwenken 360°
Erection non stop - Slewing 360°
Montaggio non stop - rotazione 360°

Mât et flèche galvanisés à chaud
Mast und Ausleger feuerverzinkt
Tower and jib galvanized
Torre e braccio zincati

M.H. - TURBO 28

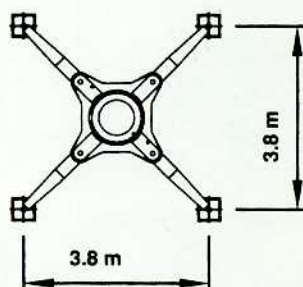


M.H. - TURBO 28



Montage et calage hydrauliques Montage und Selbstabspindelung hydraulisch Hydraulics erection and disassembly Montaggio e smontaggio idraulici

Version sur vérin
Ausführung Abstützspindeln
Jacks version
Versione su stabilizzatori



Réactions - Eckdrücke - Reactios - Reazioni

R1	● 145 KN	■ 97.20 KN
----	----------	------------

- | | | | |
|----------------|------------------|------------------|------------------|
| ● En service | ● Im Betrieb | ● In service | ● In servizio |
| ■ Hors service | ■ Ausser Betrieb | ■ Out of service | ■ Fuori servizio |

Poids de construction sans essieux - Konstruktionsgewicht ohne transportachse - Kg. 8500
 Dead weight without transport axles - Peso della gru senza assali

Poids du lest - Ballastgewicht - Ballast weight - Peso zavorra rotante Kg. 15000

Courbes de charges - Lastkurven - Load curves - Curve di carico

28 m.		13.20	14	16.5	20	23	25	28	m.
		2000	1800	1500	1200	1000	920	800	

25 m.		→ 14.10	15	18	21.5	23	25	m.
		→ 2000	1800	1500	1200	1100	1000	

Flèche relevée - Ausleger in Steilstellung
 Luffing jib - Braccio impennato

800 Kg cost.

Mécanismes - Antriebe - Mechanisms - Meccanismi

		m/min.	Kg	CV-PS hp	Kw
Levage - Heben - Hoisting Sollevamento		4.5	2000	2.5	1.84
		18.5	2000	10	7.36
		36	1000	10	7.36
Distribution - Katzfahren Trolleying - Carrello		30		2	1.47
Orientation - Schwenken Slewing - Rotazione		0.2/0.95 tr/min-U/min rpm-g/min		2.5 da N m Kgm	

Puissance électrique nécessaire
 Anschlusswert
 Necessary electric power
 Potenza elettrica necessaria

380 V
 50 Hz



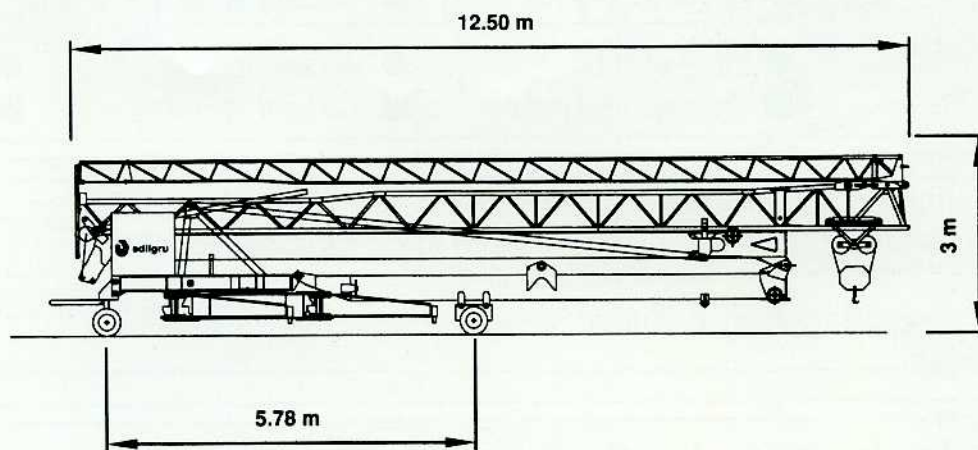
Réseau - Netzstrom
 Mains supply - Potenza

15 KVA

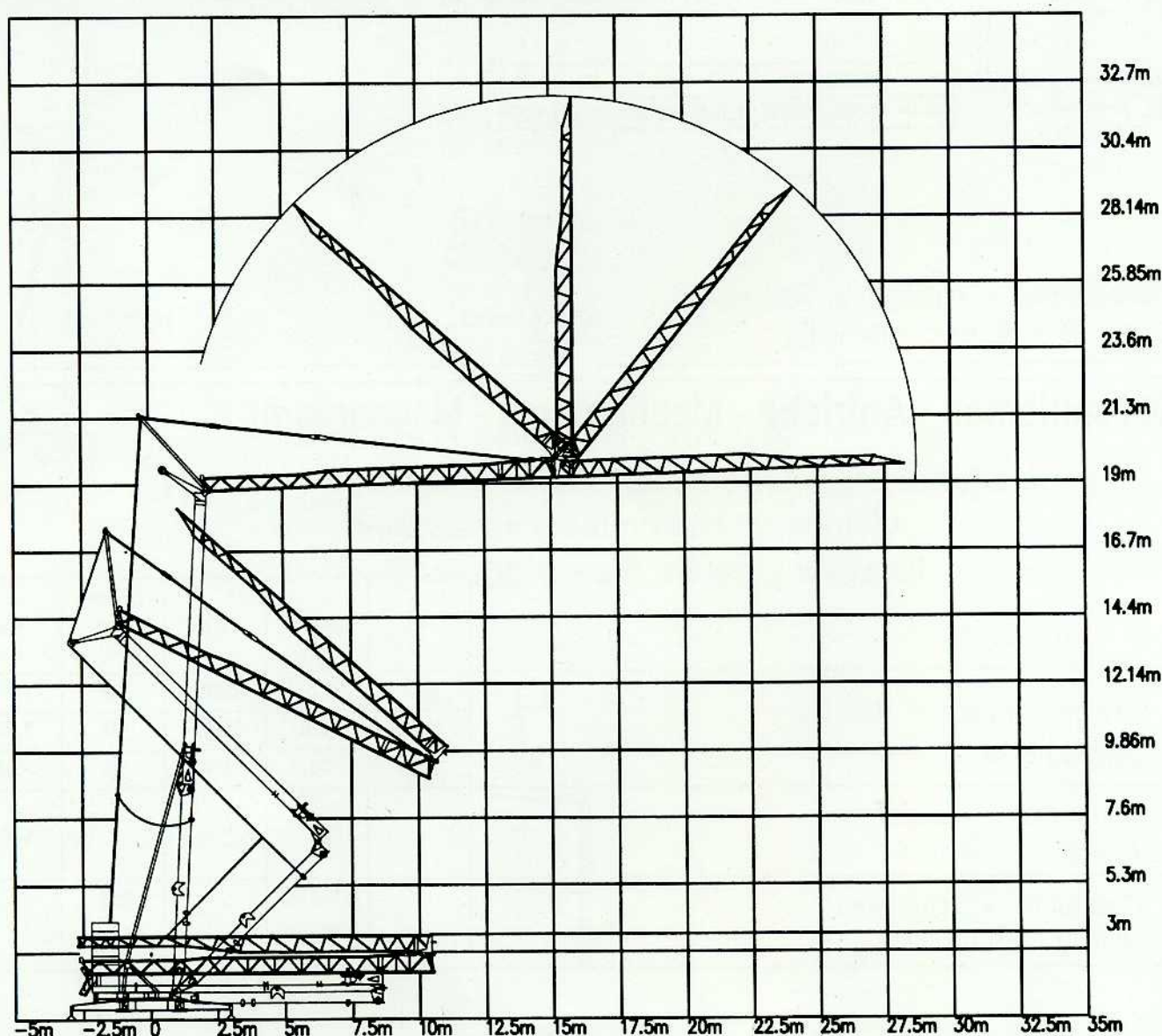
Groupe électrogène
 Stromaggregat
 Generator set
 Gruppo elettrogeno

Nous consulter
 Auf anfrage
 Consult us.
 Consultarci

Mode de transport - Transportart - Kind of transport - Soluzione di traino



Montage - Montage - Erection - Montaggio



edilgru
International s.r.l.

sede legale
26015 Soresina (CR) Via Genala, 48
stabilimento: via Muzio da Soresina, snc
Tel. 0039-0374-344391
(2 linee ISDN ric. automatica)
Fax 0039-0374-341541
2 fax collegati 24 ore su 24
e-mai: info@edilgru.com - ww.edilgru.com

