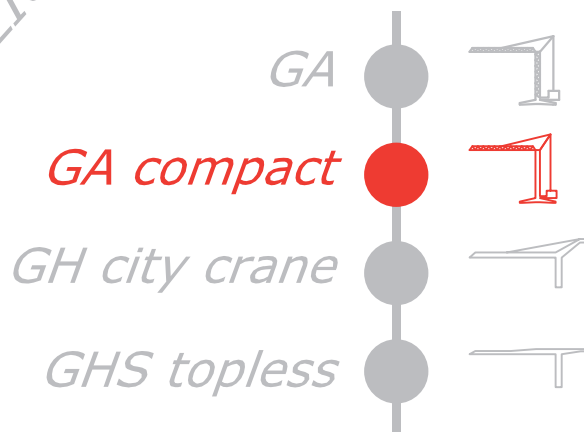


# GRU A TORRE

# GA 727 | TeT/M

GRU AUTOMATICA CON  
MONTAGGIO IDRAULICO



*FB F.lli Butti s.r.l.*

*Via XXV Aprile, 58*

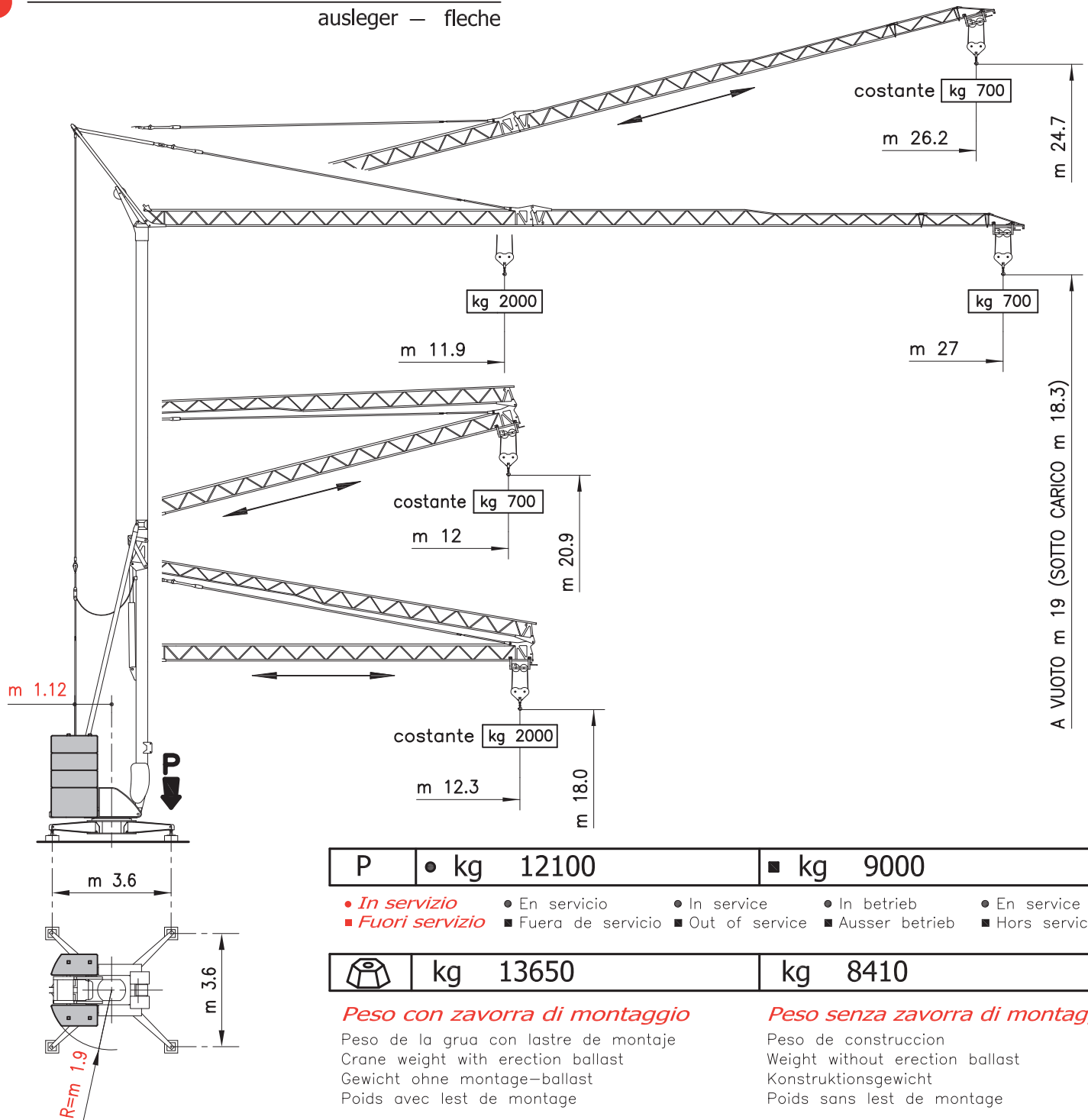
*23868 Valmadrera (LC) - ITALIA*

*Tel. 0341.581108 - Fax 0341.200253*

*E-mail : fbgru@fbgru.it - <http://www.fbgru.it>*



**GA 727 braccio m 27** flecha — jib  
ausleger — fleche



P	● kg 12100	■ kg 9000
---	------------	-----------

- *In servizio*    ● En servicio    ● In service    ● In betrieb    ● En service
- *Fuori servizio*    ■ Fuera de servicio    ■ Out of service    ■ Ausser betrieb    ■ Hors service

	kg 13650	kg 8410
---	----------	---------

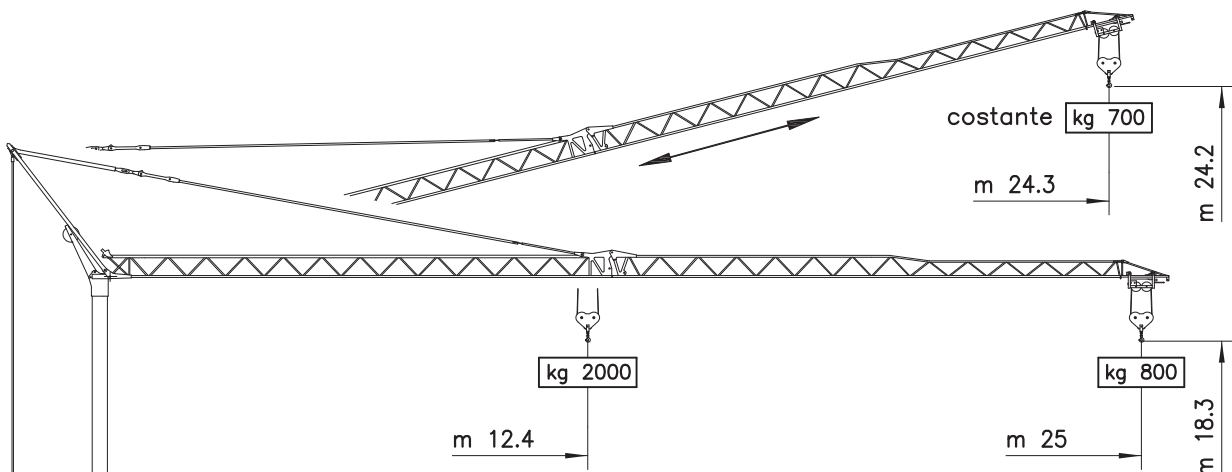
**Peso con zavorra di montaggio**

Peso de la grua con lastre de montaje  
Crane weight with erection ballast  
Gewicht ohne montage-ballast  
Poids avec lest de montage

**Peso senza zavorra di montaggio**

Peso de construcción  
Weight without erection ballast  
Konstruktionsgewicht  
Poids sans lest de montage


**GA 727 braccio m 25** flecha — jib  
ausleger — fleche





# MECCANISMI

MECANISMOS — MECHANISMS  
ANTRIEBE — MÉCANISMES

<b>MOVIMENTO</b> MOVIMIENTO MOVEMENT BEWEGUNG MOUVEMENT	<b>ALIMENTAZIONE</b> ALIMENTACION OPERATING VOLTAGE BETRIEBSSPANNUNG TENSION DE SERVICE	<b>PRESTAZIONI</b> FUNCIONAMIENTOS PERFORMANCES LEISTUNGEN EXÉCUTIONS	
---	---	---	---

<b>SOLLEVAMENTO</b> ELEVACION — HOISTING HEBEN — LEVAGE    <b>INVERTER</b>	GA 727 T/M 230 V 50 Hz	3 kW	1 <sup>a</sup> m/1' - kg	2 <sup>a</sup> m/1' - kg	3 <sup>a</sup> m/1' - kg		kW 9.2		
			5 ↑↓	11 ↑↓	22 ↑	23 ↓			
	2000	2000	700		6 kW	5 ↑↓		11 ↑↓	33 ↑↓
	2000	2000	700						
	GA 727 T - GA 727 T/M 400 V 50 Hz	5 ↑↓	26 ↑	27 ↓	38 ↑	40 ↓			
	2000	2000	1000						

<b>CARRELLO</b> CARRILLO — JIB TROLLEY LAUFKATZE — DISTRIBUTION    <b>INVERTER</b>	GA 727 T - GA 727 T/M 400 V 50 Hz	1 <sup>a</sup> m/1'	2 <sup>a</sup> m/1'	3 <sup>a</sup> m/1'	kW 2.2
		15	26	39	

<b>ROTAZIONE</b> ROTACION — SLEWING DREHEN — ORIENTATION    <b>INVERTER</b>	GA 727 T - GA 727 T/M 400 V 50 Hz	1 <sup>a</sup> g/1'	2 <sup>a</sup> g/1'	3 <sup>a</sup> g/1'	kW 2.2
		0 → 0.19	0.19 → 0.46	0.46 → 0.85	



Conforme alle direttive  
CEE sul livello acustico  
2000/14/CE

Conforme con las directivas  
CEE sobre el nivel acustico

In compliance with the EEC  
instructions on noise level


Gemass EWG-Richtlinien für  
den Schall-Leistungspegel

Conforme aux directives CEE  
sur le niveau acoustique

## CURVE DI CARICO

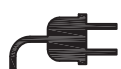
CURVAS DE CARGAS — LOAD DIAGRAMS  
LASTKURVEN — COURBES DE CHARGES

m	11.9	12.4	14	15	17	19	21	23	24	25	27
kg	2000	1910	1652	1522	1310	1145	1015	906	859	816	700
		2000	1707	1581	1360	1185	1048	938	890	800	

<b>BRACCIO IMPENNATO</b> FLECHA IZADA LUFFING JIB AUSLEGER IN STEILSTELLUNG FLÈCHE RELEVÉE	 <b>Carrellino distributore</b> Carrellino distribuidor — Traversing trolley Verfahrbare laufkatze — Chariot distributeur	kg 700
--	---	--------

## POTENZA RICHIESTA

POTENCIA-ELECTRICA NECESARIA — NECESSARY ELECTRIC POWER  
KRAFTBEDARF — PUISSANCE ELECTRIQUE NECESSAIRE

	<b>SOLLEVAMENTO</b> ELEVACION — HOISTING — HEBEN — LEVAGE		kg 2000
	3 kw 230 V - 50 Hz	6 kw 230 V - 50 Hz	12 kw 400 V - 50 Hz

GA 727

Con riserva di modifiche  
documento commerciale  
non vincolante

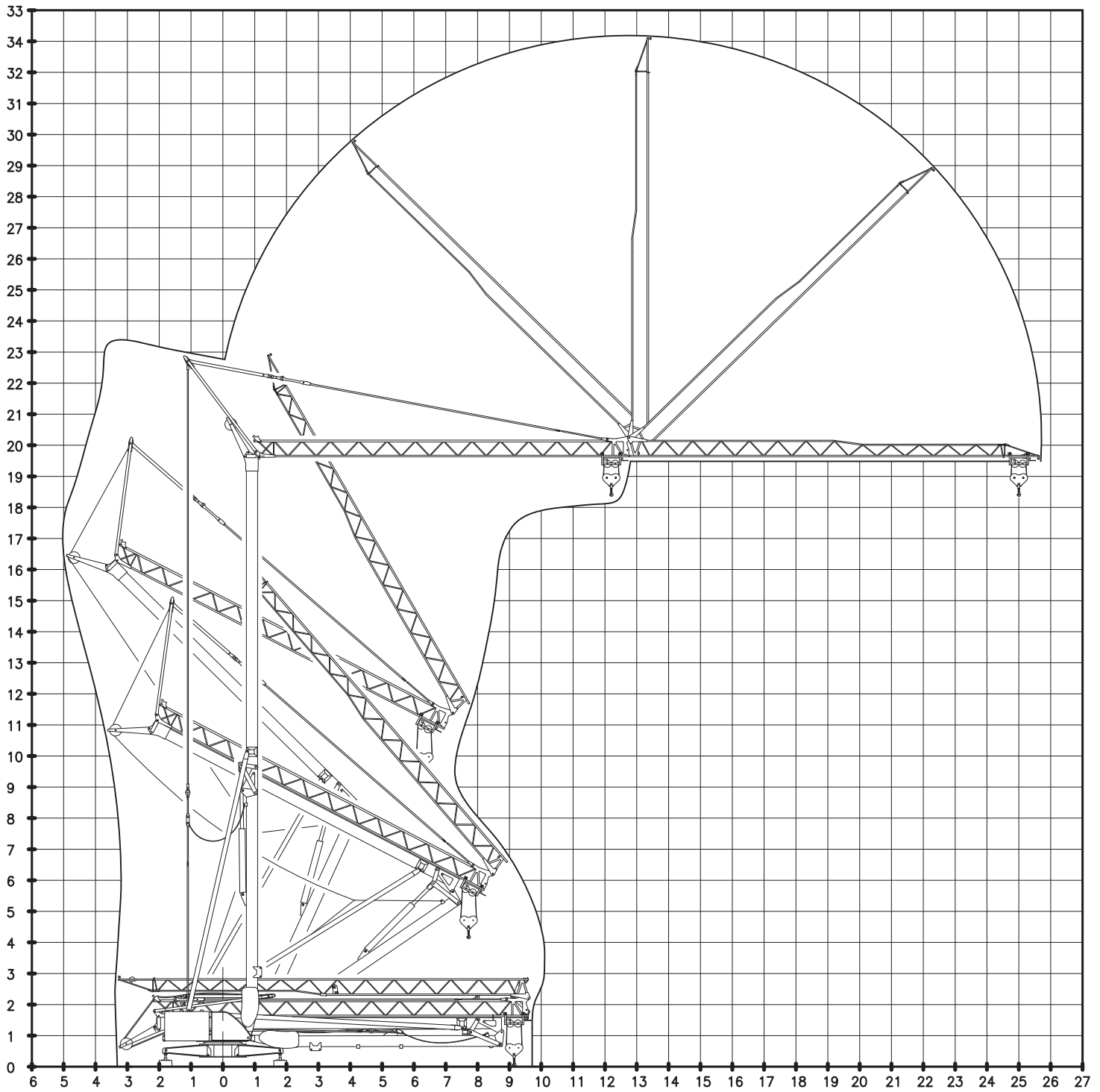
Derecho de modificaciones reservadas  
documento comercial no contractual

Subject to change without notice  
commercial document not legally  
binding

Anderungen vorbehalten  
Unverblindiches  
Vertriebsdokument

Modifications réservées  
document commercial  
non contractuel

**MONTAGGIO** MONTAJE — ERECTION  
MONTAGE — MONTAGE



**TRASPORTO** TRANSPORTE — TRANSPORT  
TRANSPORT — TRANSPORT

