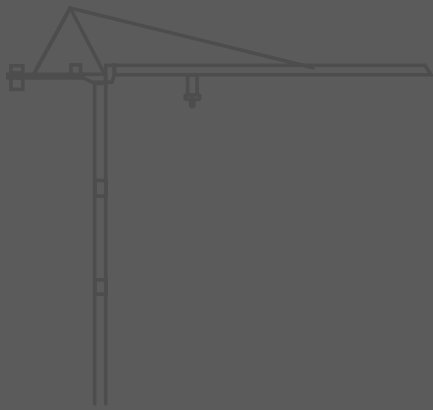


# CARLO RAIMONDI



Tower Crane

## City Crane MR81

Luffing Jib Crane

### MR81

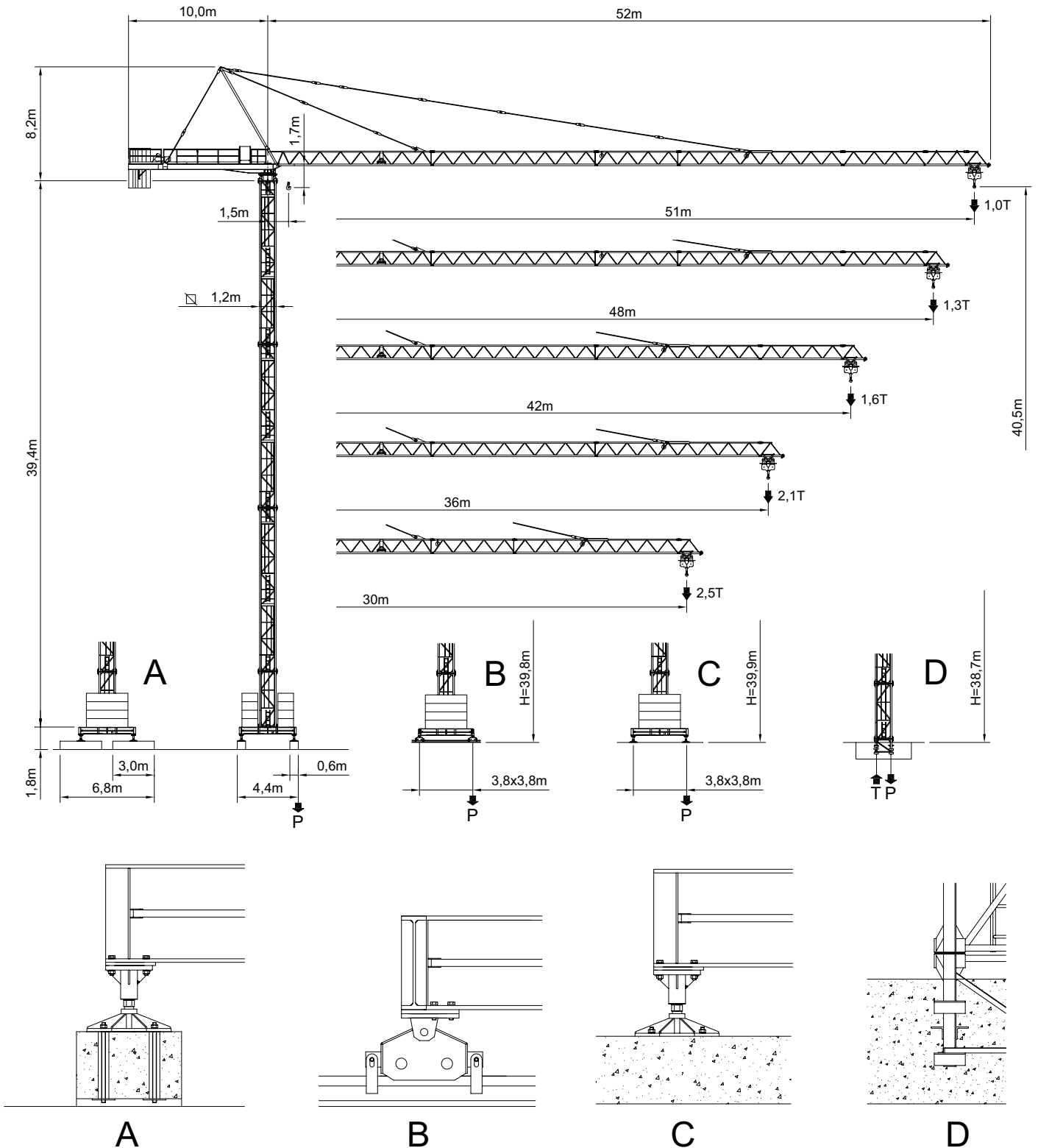
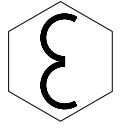

Perfetta sintesi di semplicità, efficienza ed affidabilità. È realizzata con materiali strutturali di alta qualità e dispone di un braccio da 51 metri. Si monta facilmente e velocemente, e può operare agevolmente anche in centri urbani.

### MR81






*Perfect synthesis of simplicity, efficiency and reliability. This crane is manufactured with high-level structural materials and is equipped with a 51 m. jib. It can be assembled easily and quickly and is ideal for operation in urban areas too.*

# City Crane MR 81E

GRU A TORRE A MONTAGGIO RAPIDO  
«CITY TOWER CRANE»



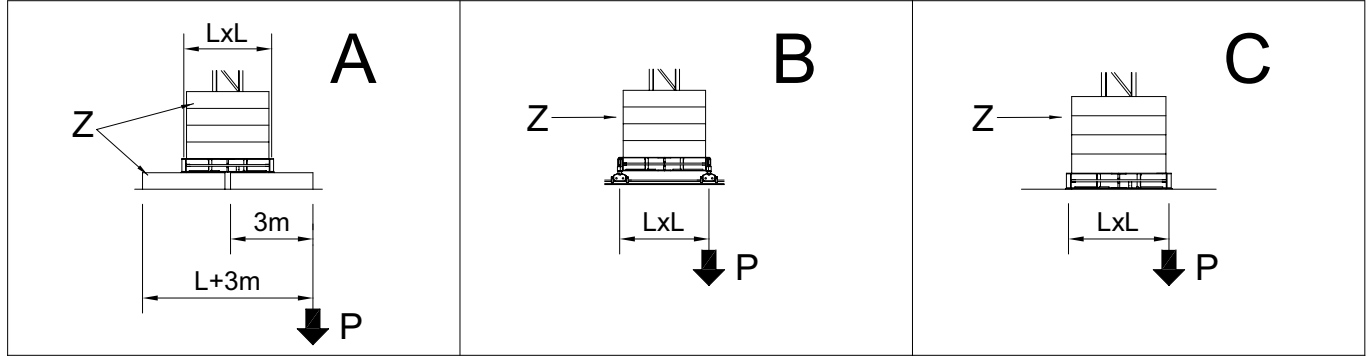
RAGGI E PORTATE  
RADIUS AND S.W.L.  
PORTEE ET CHARGE UTILE  
AUSLADUNG UND TRAGFAHIGKEIT

Portata max / Max s.w.l. Charge maxi / Max. Tragfähigkeit		2500 kg. 					3000 kg. 					5000Kg   / 2500 kg. 				
Braccio / Jib Ausleger / Flèche	m.	30	36	42	48	51	30	36	42	48	51	30	36	42	48	51
Campo di portata max da Max s.w.l. range from Charge maxi de Max. Tragfähigkeit von	1,5 m a to à bis	30	30	28	27	23,5	28,2	26,2	24,2	23,2	20	17,6	16,5	15,4	14,9	12
Raggi (m.) Radii (m.) Portée (m.) Ausladung (m.)	12	2500	2500	2500	2500	2500	3000	3000	3000	3000	3000	5000	5000	5000	5000	5000
	14	2500	2500	2500	2500	2500	3000	3000	3000	3000	3000	5000	5000	5000	5000	4218
	16	2500	2500	2500	2500	2500	3000	3000	3000	3000	3000	5000	5000	4770	4600	3629
	18	2500	2500	2500	2500	2500	3000	3000	3000	3000	3000	4870	4520	4170	4020	3176
	20	2500	2500	2500	2500	2500	3000	3000	3000	3000	2997	4320	4010	3700	3560	2817
	22	2500	2500	2500	2500	2500	3000	3000	3000	3000	2693	3870	3590	3310	3190	2525
	24	2500	2500	2500	2500	2441	3000	3000	3000	2890	2441	3500	3250	2990	2880	2283
	26	2500	2500	2500	2500	2229	3000	3000	2765	2640	2229	3190	2960	2720	2610	2080
	28	2500	2500	2500	2431	2048	3000	2787	2545	2430	2048	2930	2710	2490	2390	1906
	30	2500	2500	2355	2249	1892	2800	2580	2355	2250	1892	2700	2500	2290	2200	1756
	32		2400	2189	2090	1755		2400	2190	2090	1755		2310	2120	2030	1625
	34		2241	2043	1949	1635		2240	2040	1950	1635		2150	1960	1880	1510
	36		2100	1914	1825	1529		2100	1910	1825	1529		2000	1830	1750	1407
	38			1798	1714	1434			1800	1710	1434			1710	1640	1316
	40			1694	1614	1348			1690	1610	1348			1600	1530	1234
	42			1600	1524	1271			1600	1520	1271			1500	1440	1160
	44				1443	1201				1440	1201				1350	1093
46				1368	1137				1370	1137				1270	1032	
48				1300	1079				1300	1079				1200	976	
51					1000					1000					900	

BRACCIO E CONTRAPPESO  
JIB AND COUNTERWEIGHT  
FLECHE ET CONTREPOID  
AUSLEGER UND GEGENGEWICHTSBALLAST

Braccio / Jib Flèche / Ausleger	(m)	30	36	42	48	51
Contrappeso / Counterweight Contrepoid / Gegengewicht	(t)	6,612	7,934	9,256	11,460	12,050
Composizione Composition Komposition	Tipo / Type	Quantità / Quantity / Nombre / Anzahl				
	A75	3	3	3	4	4
	B75	-	1	2	2	2
	D93	-	-	-	-	1

ALTEZZA SOTTO-GANCIO, ZAVORRA DI BASE, REAZIONI  
 H.U.H., MAX. BASE BALLAST AND CORNER PRESSURE  
 H.S.C., LEST DE BASE MAXI ET REACTIONS  
 HAKENHOHEN, MAXIMALE ZENTRALBALLASTE UND ECKKRAFT

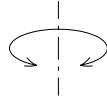

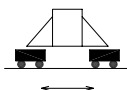


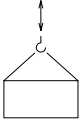


SU BASE / ON CROSSBASE L = 3,8 m (□ 1,2m)  
 SUR CHASSIS / AUF KREUZRAHME

H (m)	max. Z (t)	P (kN)	H (m)	max. Z (t)	P (kN)	H (m)	max. Z (t)	P (kN)
40,0	49,5	569	39,8	49,5	561	39,4	49,5	556
36,0	49,5	454	35,8	49,5	447	35,4	49,5	442
30,1	49,5	358	29,9	49,5	359	29,5	49,5	357
24,2	39,6	311	24,0	39,6	313	23,6	39,6	310
18,3	39,6	292	18,1	39,6	294	17,7	39,6	291

SU PLINTO / STATIONARY  
 SUR PIEDS DE SCHEMMENT / STATIONAR

	H (m)	11,1	17,0	22,9	28,8	34,7	38,7
	T (kN)	373	418	473	542	661	856
	P (kN)	479	531	594	670	812	1013
	q max. (Kg/cm <sup>2</sup> )	0,825	0,89	0,973	1,083	1,372	1,856

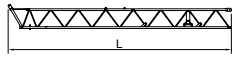

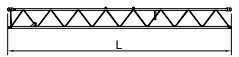

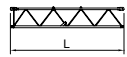

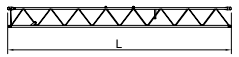

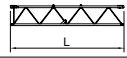





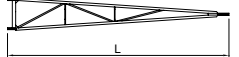



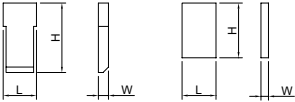
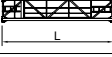

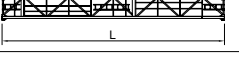



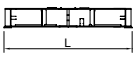









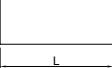

		Velocità / Speed / Vitesse / Geschwindigkeit	Potenza / Power / Puissance / Leistung
Rotazione Slewing Orientation Schwenken		0,3 / 0,6 / 0,9 min <sup>-1</sup>	4,0 Kw
Carrello Trolley Chariot Katzfahnen		28,5 / 57 m/min	1,1/2,2Kw
Traslazione Rail Translation Kranfahnen		14 m/min	2 x 2,9 Kw

Argano Winch Treuil Hubwerk		Marcia Step Vitesse Gang	Carico / velocità - Load / speed Charge / vitesse - Tragfähigkeit / Geschwindigkeit	
				
Tipo Type Type Typ	15 HP 11 Kw - 2,5	1	2500 Kg - 5,2 m/min	-
		2	2500 Kg - 21 m/min	-
		3	1250 Kg - 42 m/min	-
	25 HP 18,4 Kw - 3	1	3000 Kg - 7,5 m/min	-
		2	3000 Kg - 30 m/min	-
		3	1500 Kg - 60 m/min	-
	25 HP 18,4 Kw - 5	1	2500 Kg - 8,8 m/min	5000 Kg - 4,4 m/min
		2	2500 Kg - 35 m/min	5000 Kg - 17,5 m/min
		3	1250 Kg - 70 m/min	2500 Kg - 35 m/min

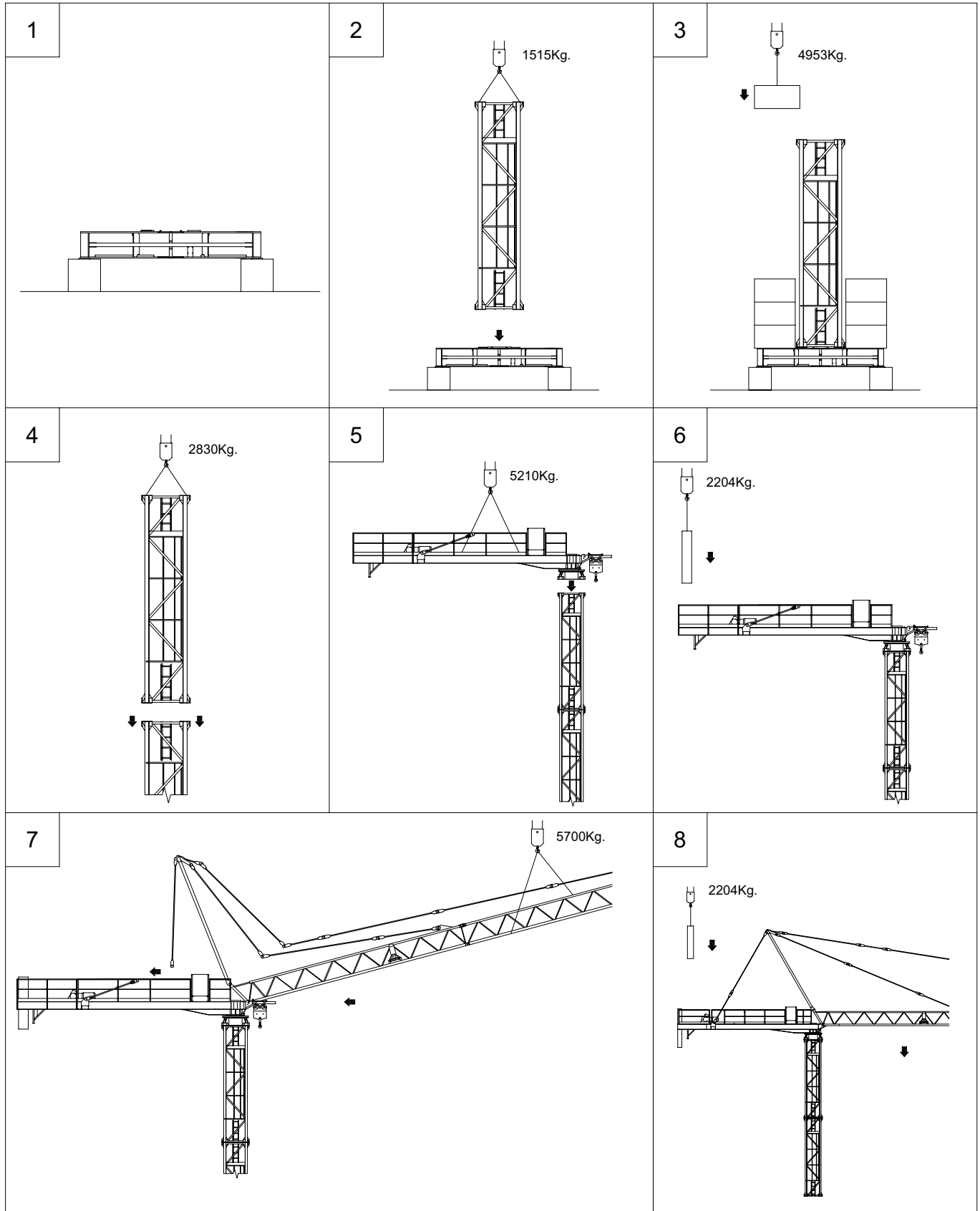
Conforme alla direttiva CEE 85/534 sul livello acustico - In compliance with the EEC 84/534 instruction on noise level - Conforme à directive CEE 84/534 sur le niveau acoustique  
Gemäss EWG 84/534 über Schall - Leistungspegel - Conforme con la direttiva CEE 84/534 sobre el nivel acustico.

FORZA MOTRICE TOTALE TOTAL INSTALLED POWER PUISSANCE TOTALE DES MOTEURS GESAMT-MOTORENLEISTUNG	11 Kw (15HP)	18,4 Kw (25HP)
	23 Kw	31 Kw

LISTA DEI PESI / PACKING LIST  
LISTE DE COLISAGE / KOLLI-LISTE

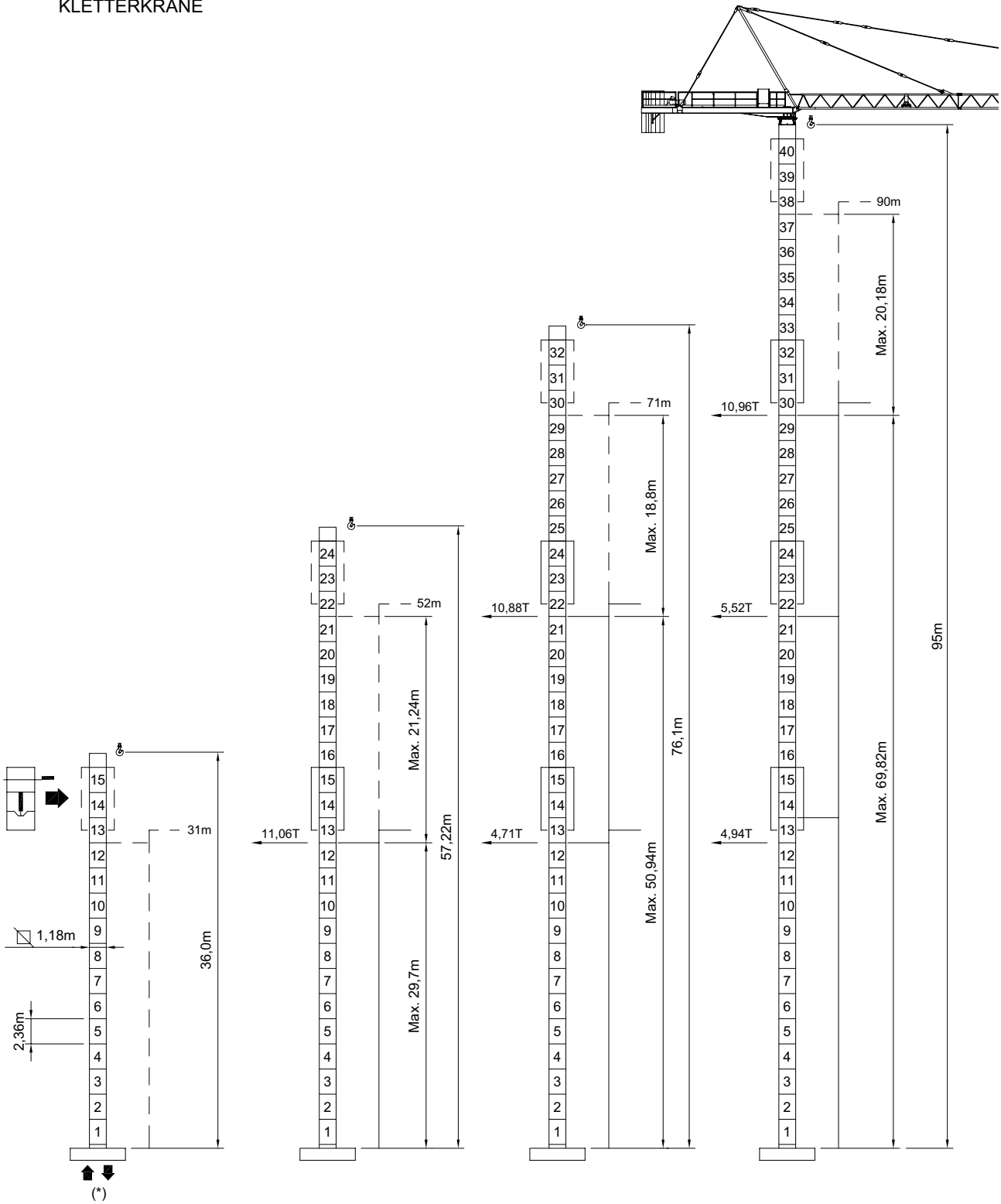
Pos. Item	Pezzi Pieces	Denominazione Description	Schizzo Sketch	Dimensioni Dimensions			Peso Weight (Kg)		
				L	W	H	Unit.	Total.	
1	1	Elemento di freccia Jib element Elément de flèche Ausleger	N°1 		12,005	1,100	1,295	920	920
	1		N°2 		11,985	1,100	1,100	790	790
	1		N°3 		6,100	1,100	1,100	405	405
	1		N°4 		12,000	1,100	1,100	845	845
	1		N°5 		6,160	1,100	1,100	366	366
	1		N°5a 		2,960	1,100	1,100	200	200
	1		N°6 		1,880	1,100	1,200	118	118
2	1	Cuspide A frame Pointe Turmspitze			6,900	0,400	0,950	495	495
3	1	Controfreccia girevole, argano sollev., quadro elettrico, carrello freccia. Counterjib-turntable, hoisting winch, trolley jib, electrical box. Contreflèche tournante, treuil de levage, chariot de flèche, armoire électrique. Gegenausleger, Hubwinde, Drehwerk Laufkatze, Schaltschrank.			11,970	1,540	2,500	5210	5210
4	4	Blocchi di contrappeso Counterweight block Contre-poids Gegengewichtsbloecke		A75	1,250	0,300	2,865	2204	8816
	B75			1,250	0,180	2,865	1322	2644	
	D93			0,900	0,200	1,450	590	590	
5	1	Elemento di torre Tower element Elément de mature Turmstück			5,900	1,200	1,380	1515	1515
					11,800	1,200	1,380	2830	2830
6	1	Tronchetto di fondazione Expendable foundation element Elément a sceller Fundamentanker			1,090	1,200	1,380	485	485
7	1	Trave principale della crociera di base Base main beam Poutre de chassis de base Hauptträger für Kreuzgelenk			5,720	0,670	0,650	1560	1560
8	2	Semitrave della crociera di base Half base beam Semipoutre de chassis de base Halbträger für Kreuzgelenk			2,770	0,450	0,665	750	1500
9	4	Blocco di appoggio Concrete pad Sabot en béton Betonfuss			3,000	0,600	0,600	2465	9860
10	2	Bilancino traslazione folle Driven bogie Boggie fou Fahrschemel ohne motorantrieb			0,800	0,195	0,385	190	380
11	2	Bilancino traslazione motorizzato Driving bogie Boggie motorisée Fahrschemel mit motorantrieb			0,925	0,425	0,385	310	620
12	10	Blocco di zavorra Base ballast block Lest de base Grundballastblöcken			3,000	1,200	0,600	4953	49530

SEQUENZA DI MONTAGGIO  
ASSEMBLING SEQUENCE  
SEQUENCE DE MONTAGE  
AUFSTELLUNG SEQUENZ



# MR 81HC

A SOPRALZO IDRAULICO  
EXTERNAL CLIMBING  
TELESCOPABLE  
KLETTERKRANE



\* Vedi tabella a pag. 4 - See table at page 4 - Voir table à la page 4 - Siehe tafel an seite 4

# CARLO RAIMONDI S.p.A

Gru a torre per l'edilizia  
Building tower cranes  
Grues tour  
Turmdrehkrane



Stabilimento:  
Corso Garibaldi 253 - 20025 Legnano (MI) - ITALY - Fax: 0331450400 - Tel. 0331548061 - 0331545308 - www.raimondigr.it