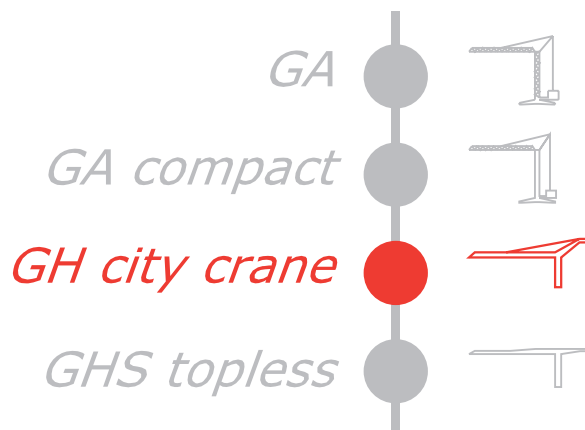


GRU A TORRE

GH 3542



FB F.lli Butti s.r.l.

Via XXV Aprile, 58

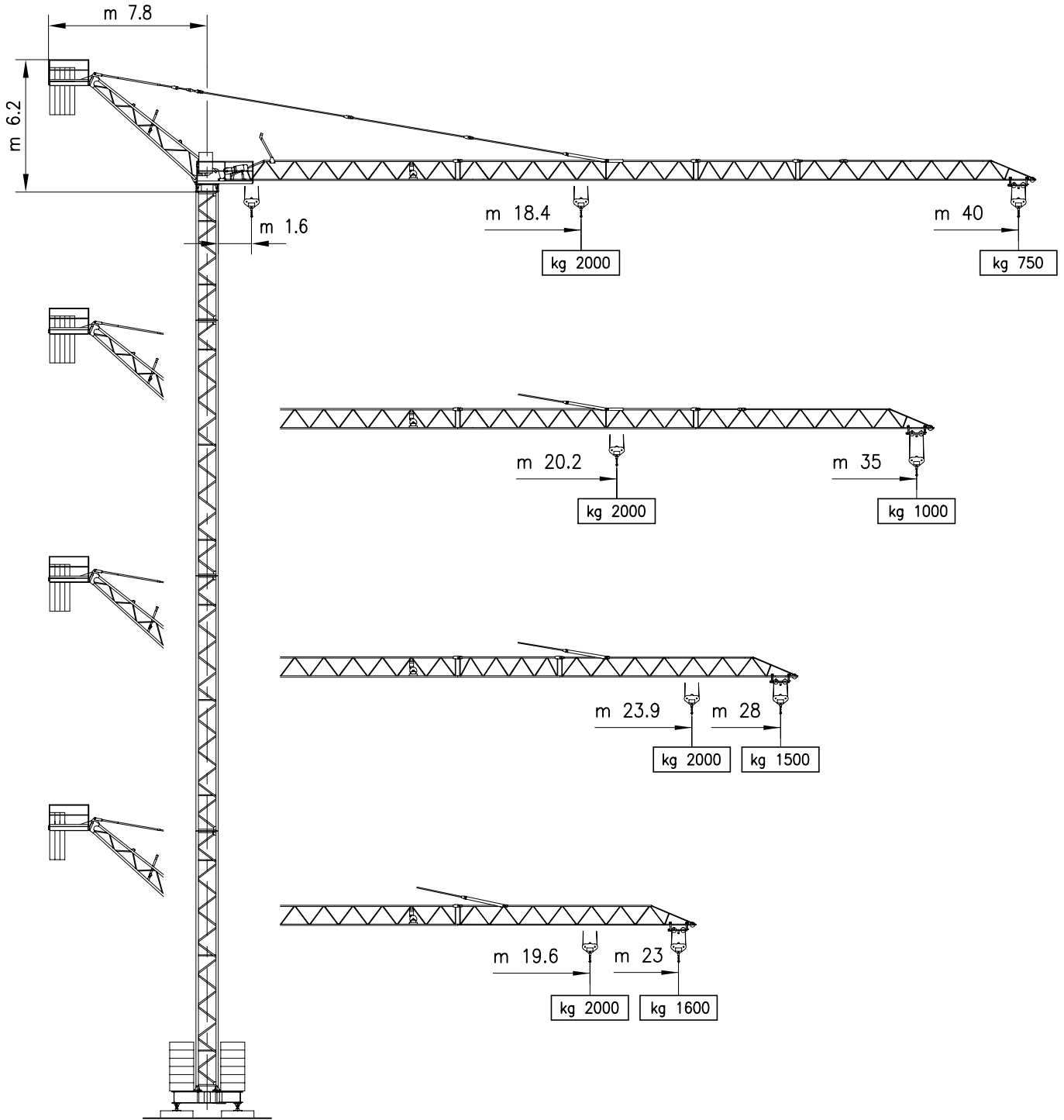
23868 Valmadrera (LC) - ITALIA

Tel. 0341.581108 - Fax 0341.200253

E-mail : fbgru@fbgru.it - <http://www.fbgru.it>



GH 3542




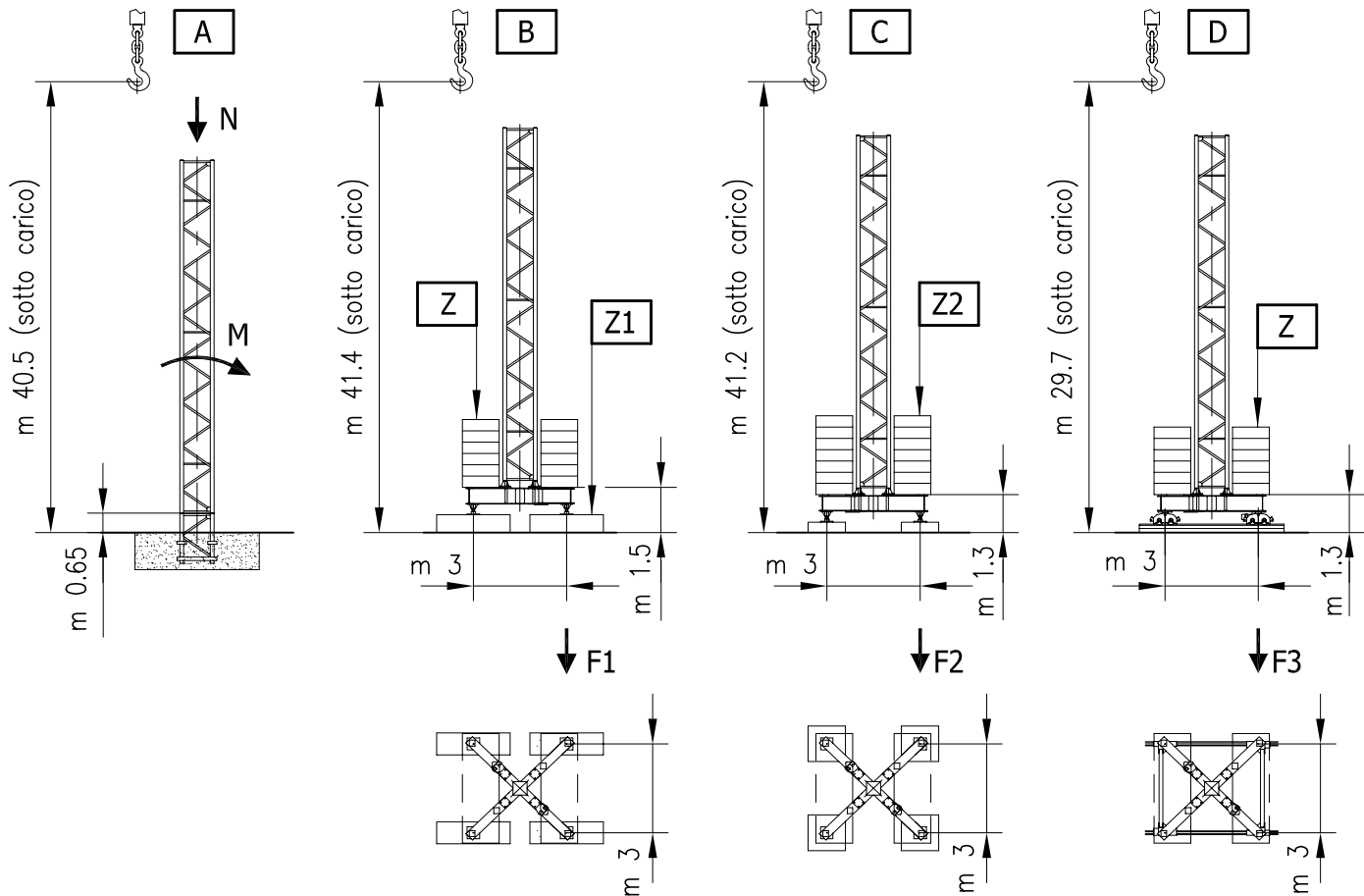
CURVE DI CARICO

CURVAS DE CARGAS — LOAD DIAGRAMS
 LASTKURVEN — COURBES DE CHARGES

m	18.4	19.6	20.2	22	23	23.9	26	28	30	32	34	35	36	38	40
kg	2000	1870	1800	1630	1550	1480	1340	1225	1130	1050	950	900	880	850	750
			2000	1820	1730	1650	1500	1370	1260	1165	1080	1000			
						2000	1635	1500							
	2000	1860	1685	1600											

II

	<p>Altezza MAX. utile al gancio Altura MAX. bajo gancho MAX. height under hook MAX. hakenhöhe Hauteur MAX. grue</p>
---	--



	A		B	C	D
	N (kN)	M (kNm)	F1 (kN)	F2 (kN)	F3 (kN)
IN SERVIZIO EN SERVICE – IN SERVICE IN BETRIEB – EN SERVICE	235	581	342	338	329
FUORI SERVIZIO FUERA DE SERVICIO – OUT OF SERVICE AUßER BETRIEB – HORS SERVICE	215	804	339	335	391

	B		C	D
	Z (kg)	Z1 (kg)	Z2 (kg)	Z (kg)
ZAVORRA DI BASE LASTRE DE BASE CENTRAL BALLAST ZENTRAL BALLASTSTEIN LEST DE BASE	48000 N°12 4000 kg	10000 N°4 2500 kg	56000 N°14 4000 kg	48000 N°12 4000 kg

PESO DELLA GRU SENZA ZAVORRE, CON ALTEZZA E BRACCIO MAX.

PESO DE LA GRUA SIN LASTRE CON FLECHA Y ALTURA MAX. – CRANE WEIGHT WITHOUT BALLAST WITH LONGEST JIB AND MAX. HEIGHT
 KONSTRUKTIONSGEWICHT – A VIDE SANS LEST AVEC FLECHE ET HAUTEUR MAX.





kg 15700


MECCANISMI


MECANISMOS – MECHANISMS
ANTRIEBE – MÉCANISMES

MOVIMENTO MOVIMIENTO MOVEMENT BEWEGUNG MOUVEMENT	ALIMENTAZIONE ALIMENTACION OPERATING VOLTAGE BETRIEBSSPANNUNG TENSION DE SERVICE	PRESTAZIONI FUNCIONAMIENTOS PERFORMANCES LEISTUNGEN EXÉCUTIONS	POTENZA NECESSARIA POTENCIA NECESARIA POWER REQUIREMENT KRAFT DARF PUISSANCE NÉCESSAIRE
---	---	---	--

SOLLEVAMENTO ELEVACION – HOISTING HEBEN – LEVAGE  INVERTER	400 V 50 Hz	▷ m/1' - kg	▷▷ m/1' - kg	▷▷▷ m/1' - kg	kW 9.2
		5 ↑	26 ↑ 27 ↓	40 ↑ 42 ↓	
		2000	2000	1000	

CARRELLO CARRILLO – JIB TROLLEY LAUFKATZE – DISTRIBUTION  INVERTER	400 V 50 Hz	▷ m/1'	▷▷ m/1'	▷▷▷ m/1'	kW 2.2
		16	28	42	

ROTAZIONE ROTACION – SLEWING DREHEN – ORIENTATION  INVERTER	400 V 50 Hz	▷ g/1'	▷▷ g/1'	▷▷▷ g/1'	kW 4
		0 → 0.18	0.18 → 0.6	0.6 → 0.95	

TRASLAZIONE TRASLACION – TRAVELLING SCHIENENFAHREN – TRANSLATION  INVERTER	400 V 50 Hz	▷ m/1'	D (m 3x3)	0 → 20	kW N° 2 x 3



Conforme alle direttive
CEE sul livello acustico
2000/14/CE

Conforme con las directivas
CEE sobre el nivel acustico

In compliance with the EEC
instructions on noise levell

Gemass EWG-Richtlinien für
den Schall-Leistungspegel

Conforme aux directives CEE
sur le niveau acoustique

POTENZA RICHIESTA

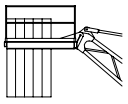
POTENCIA-ELECTRICA NECESARIA – NECESSARY ELECTRIC POWER
KRAFTBEDARF – PUISSANCE ELECTRIQUE NECESSAIRE

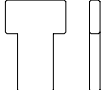
ALIMENTAZIONE TRIFASE TRIFASICA – THREE PHASE DREIPHASIGE – TRIPHASE	15 kw 400 V - 50 Hz	SOLLEVAMENTO ELEVACION – HOISTING HEBEN – LEVAGE	kg 2000
---	----------------------------	---	----------------

Gru senza traslazione Grúa sin traslación Crane without travelling equipment Krane ohne schienenfahren Grue sans translation

ZAVORRA DI CONTROBRACCIO

LASTRE DE CONTRA FLECHA – COUNTER JIB BALLAST
GEGEN AUSLEGERBALLAST – LEST DE CONTRE-FLÈCHE

	BRACCIO (m) FLECHA – JIB AUSLEGER – FLECHE	40	35	28	23
	ZAVORRA (kg) LASTRE – BALLAST BALLAST – LEST	8000	8000	6400	4800

	TIPO TIPO – TYPE ART – TYPE	A	
	PESO (kg) PESO – WEIGHT GEWICHT – POIDS	1600	

Con riserva di modifiche

Derecho de modificaciones reservadas

Subject to change without notice

Anderungen vorbehalten

Modifications réservées