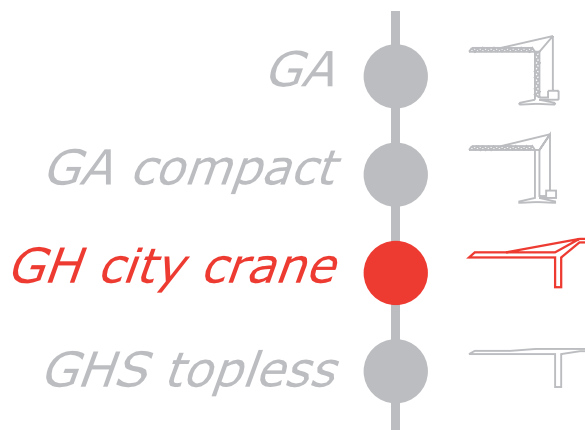


GRU A TORRE

GH 4242



FB F.lli Butti s.r.l.

Via XXV Aprile, 58

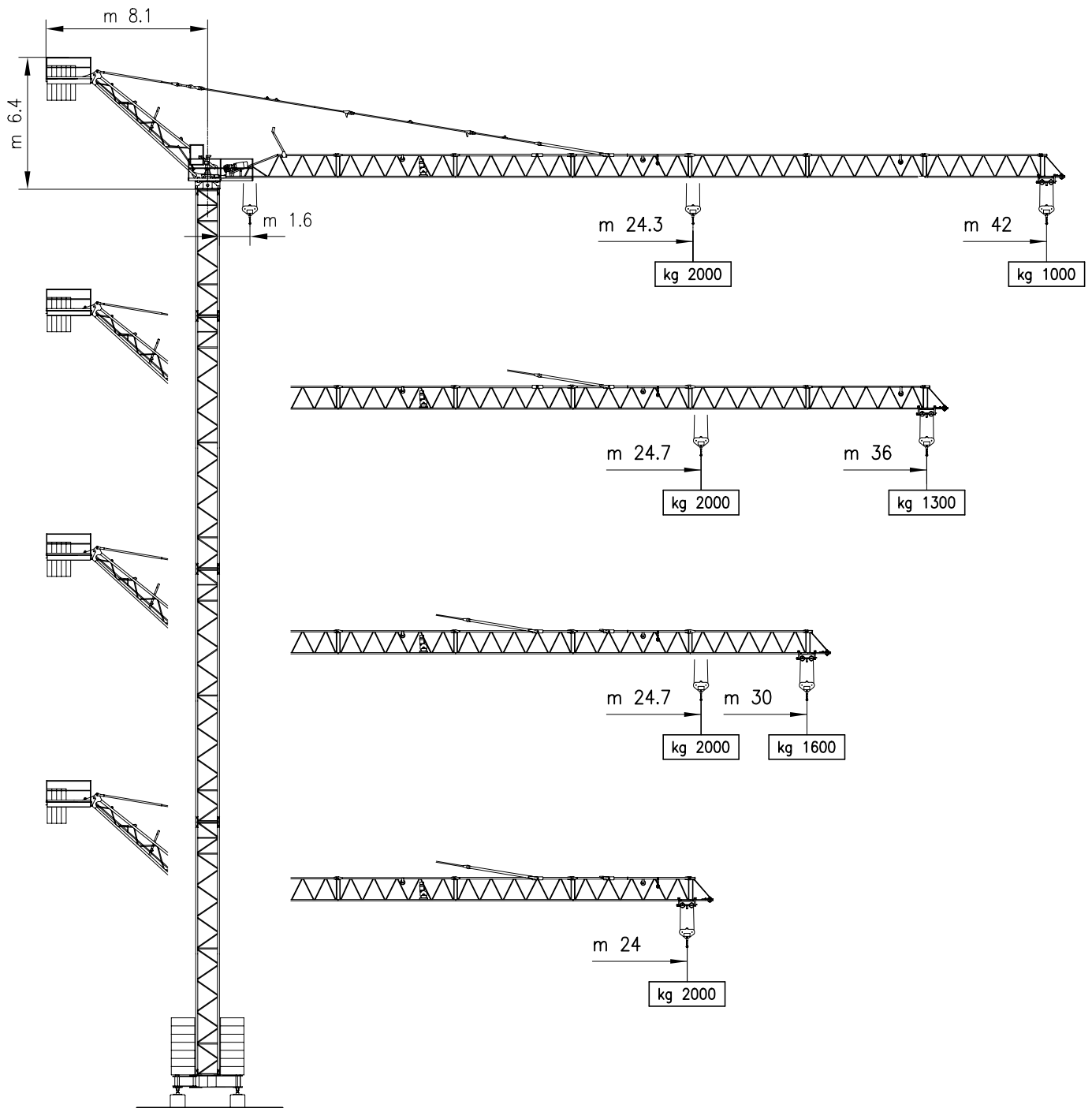
23868 Valmadrera (LC) - ITALIA

Tel. 0341.581108 - Fax 0341.200253

E-mail : fbgru@fbgru.it - <http://www.fbgru.it>



GH 4242



CURVE DI CARICO

CURVAS DE CARGAS — LOAD DIAGRAMS
 LASTKURVEN — COURBES DE CHARGES

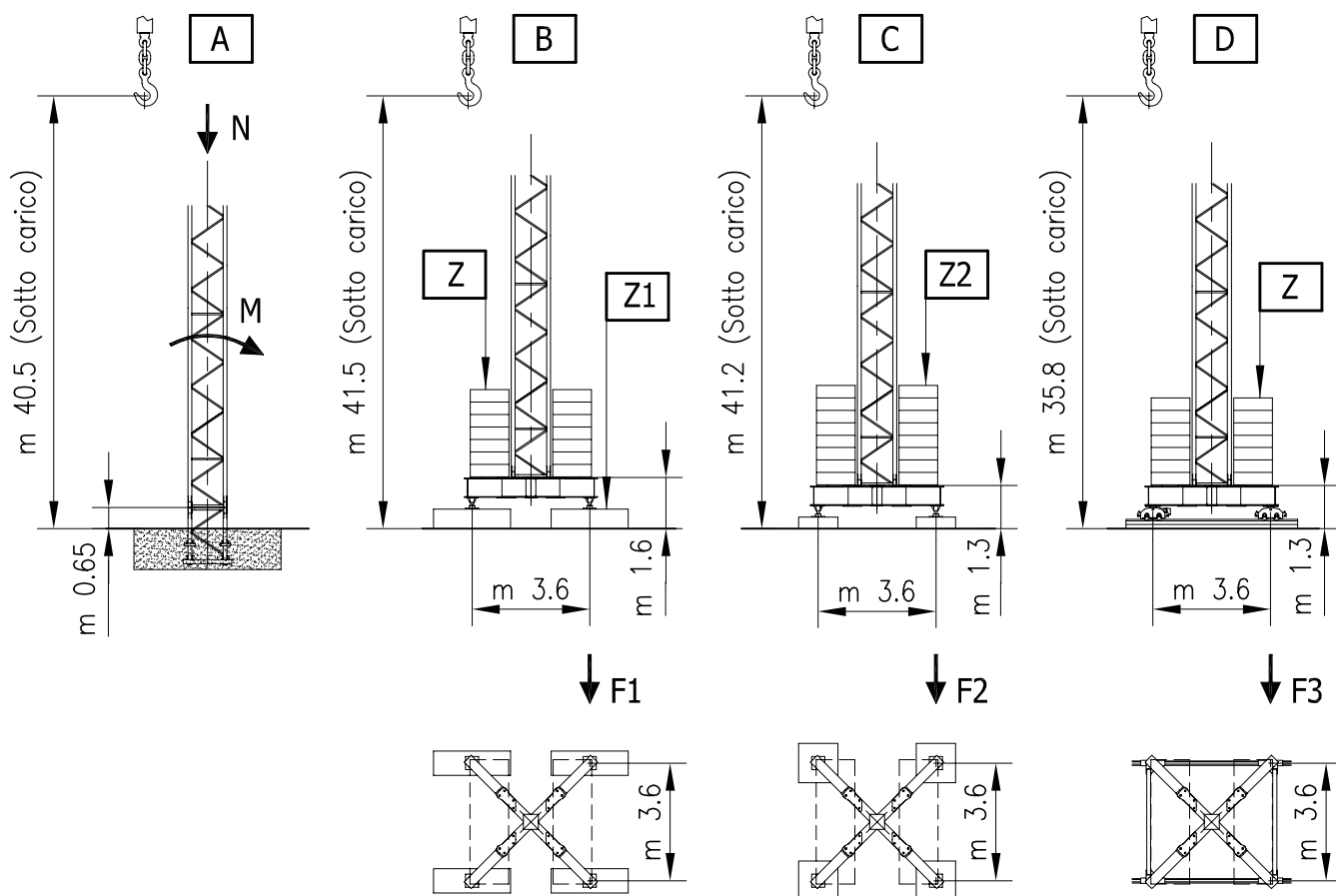
m	24	24.3	24.7	26	28	30	32	34	36	37	38	39	40	41	42
kg		2000	1935	1824	1675	1545	1433	1334	1246	1205	1168	1130	1097	1064	1000
			2000	1900	1745	1611	1495	1391	1300						
			2000	1887	1733	1600									
	2000														





Altezza MAX. utile al gancho

Altura MAX. bajo gancho
MAX. height under hook
MAX. hakenhöhe
Hauteur MAX. grue



	A		B	C	D
	N (kN)	M (kNm)	F1 (kN)	F2 (kN)	F3 (kN)
IN SERVIZIO EN SERVICE – IN SERVICE IN BETRIEB – EN SERVICE	257	673	345	341	440
FUORI SERVIZIO FUERA DE SERVICIO – OUT OF SERVICE AUßER BETRIEB – HORS SERVICE	246	741	318	313	452

	B		C	D
	Z (kg)	Z1 (kg)	Z2 (kg)	Z (kg)
ZAVORRA DI BASE LASTRE DE BASE CENTRAL BALLAST ZENTRAL BALLASTSTEIN LEST DE BASE	56000 N°14 4000 kg	10000 N°4 2500 kg	64000 N°16 4000 kg	56000 N°14 4000 kg

PESO DELLA GRU SENZA ZAVORRE, CON ALTEZZA E BRACCIO MAX.

PESO DE LA GRUA SIN LASTRE CON FLECHA Y ALTURA MAX. – CRANE WEIGHT WITHOUT BALLAST WITH LONGEST JIB AND MAX. HEIGHT
KONSTRUKTIONSGEWICHT – A VIDE SANS LEST AVEC FLECHE ET HAUTEUR MAX.





kg 19700


MECCANISMI


MECANISMOS – MECHANISMS
ANTRIEBE – MÉCANISMES

MOVIMENTO MOVIMIENTO MOVEMENT BEWEGUNG MOUVEMENT	ALIMENTAZIONE ALIMENTACION OPERATING VOLTAGE BETRIEBSSPANNUNG TENSION DE SERVICE	PRESTAZIONI FUNCIONAMIENTOS PERFORMANCES LEISTUNGEN EXÉCUTIONS	POTENZA NECESSARIA POTENCIA NECESARIA POWER REQUIREMENT KRAFT DARF PUISSANCE NÉCESSAIRE
---	---	---	--

SOLLEVAMENTO ELEVACION – HOISTING HEBEN – LEVAGE  INVERTER	400 V 50 Hz	▷ m/1' - kg	▷▷ m/1' - kg	▷▷▷ m/1' - kg	kW 9.2
		5 ↑	26 ↑ 27 ↓	40 ↑ 42 ↓	
		2000	2000	1000	

CARRELLO CARRILLO – JIB TROLLEY LAUFKATZE – DISTRIBUTION  INVERTER	400 V 50 Hz	▷ m/1'	▷▷ m/1'	▷▷▷ m/1'	kW 2.2
		18	31	47	

ROTAZIONE ROTACION – SLEWING DREHEN – ORIENTATION  INVERTER	400 V 50 Hz	▷ g/1'	▷▷ g/1'	▷▷▷ g/1'	kW 4
		0 → 0.19	0.19 → 0.65	0.65 → 1	

TRASLAZIONE TRASLACION – TRAVELLING SCHIENENFAHREN – TRANSLATION  INVERTER	400 V 50 Hz	▷ m/1'	D (m 3.6x3.6)	0 → 20	kW N° 2 x 3



Conforme alle direttive
CEE sul livello acustico
2000/14/CE

Conforme con las directivas
CEE sobre el nivel acustico

In compliance with the EEC
instructions on noise level

Gemäss EWG-Richtlinien für
den Schall-Leistungspegel

Conforme aux directives CEE
sur le niveau acoustique

POTENZA RICHIESTA

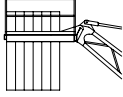
POTENCIA-ELECTRICA NECESARIA – NECESSARY ELECTRIC POWER
KRAFTBEDARF – PUISSANCE ELECTRIQUE NECESSAIRE


ALIMENTAZIONE TRIFASE TRIFASICA – THREE PHASE DREIPHASIGE – TRIPHASE	15 kw 400 V - 50 Hz	SOLLEVAMENTO ELEVACION – HOISTING HEBEN – LEVAGE	kg 2000
---	----------------------------	---	----------------

Gru senza traslazione Grúa sin traslación Crane without travelling equipment Krane ohne schienenfahren Grue sans translation

ZAVORRA DI CONTROBRACCIO

LASTRE DE CONTRA FLECHA – COUNTER JIB BALLAST
GEGENAUFLERBALLAST – LEST DE CONTRE-FLÈCHE

	BRACCIO (m) FLECHA – JIB AUSLEGER – FLECHE	42	36	30	24
	ZAVORRA (kg) LASTRE – BALLAST BALLAST – LEST	9600	8000	8000	6400

	TIPO TIPO – TYPE ART – TYPE	A	
	PESO (kg) PESO – WEIGHT GEWICHT – POIDS	1600	

Con riserva di modifiche

Derecho de modificaciones reservadas

Subject to change without notice

Anderungen vorbehalten

Modifications réservées